

Premier Executive Jets

“The way you want to fly”



Premier Executive Jets

Own a Piece of the PHENOM 100⁺ BY EMBRAER

This is a unique opportunity to own a share of an Embraer Phenom 100 one of the finest very light jets (VLJs) in the industry. A sleek new entry in the jet class, personal jets are a small jet aircraft with unbeatable performance. They are lighter than a business/light jet and approved for single-pilot operation.

Capacity: 2 to 4 passengers

Average cruising speed: 300-460 mph

Average nonstop range: 850 nautical miles (Max Pax)

Fly at a Fraction of the Cost

A low acquisition cost combined with low operating expenses allow you to fly at a fraction of what other fractional ownership companies charge. Our Owners' Club gives you the privilege of:

Owning a 1/4th share (compared with the more typical 1/16th share)

More flight time at less cost.



Premier Executive Jets



Platinum Wings Card Membership

Card Membership gives you access to all new Phenom 100 by Embraer, and is ideal for those who fly 25 - 50 hours per year.

For true freedom without commitment, you'll also enjoy flight hours which never expire, refunds on unused airtime, discounts on some return trips and no peak day restrictions. All for just one payment

Premier Executive Jets

Our Facility

Located at Weston Executive Airport, County Dublin Ireland, our executive headquarters and modern hangar facility are convenient to the east of Ireland. Our company has a combined aviation experience of 40 years in both helicopter and jet management and sales.

Operational support

Premier Executive Jets offer operational support is 24-hours for 365 days of the year. Our staff are experienced in all areas of Aircraft operations and will assist with any enquiry. Operational support from Premier Executive Jets extends far beyond being available on the end of a telephone day and night.

Flight Crew Provision

Premier Executive Jets has a team of highly skilled and experienced pilots. Their extensive experience and many hours flying different Aircraft types means it is likely their expertise can be put to good use flying our customers' aircraft.

Maintenance planning

Planning is key. Maintenance cannot be ignored but neither can the flying requirements of the aircraft owner. When maintenance is not planned aircraft can be grounded causing massive inconvenience. So maintenance, carefully planned in advance, anticipating the flying hours of the Aircraft by knowing the day to day usage of the aircraft inside out, keeps all parties happy.




Premier Executive Jets

Carbon Offset Air Travel Program

Premier Executive Jets, the business aviation and jet charter organisation has launched the carbon offset program in order to offer its customers the opportunity to fly carbon neutral.

Each journey's offset price will be determined by my climate, taking into account the climate relevant emissions generated per hour flown, and costs of offsetting a ton of CO₂ in a carbon offset project. All projects reduce emissions by promoting renewable energy and energy efficient technologies, hence replacing fossil fuel based energy. For example, in India, biomass, i.e. agricultural waste is used to produce energy. In another project in Indonesia, a hydropower station is being renovated in order to increase the output.




Premier Executive Jets

Comfort, Performance and Reliability

PHENOM 100⁺
BY EMBRAER

- ▶ The fastest new very light jet
- ▶ 850 mile range with 4 passengers
- ▶ Short runway operation
- ▶ Largest cabin in its class
- ▶ Intelligent Design




Premier Executive Jets

Cockpit

- * Two-pilot operation
- * Human factors
- * Enhanced situational awareness
- * Glass cockpit with large displays
- * State-of-the-art Garmin avionics





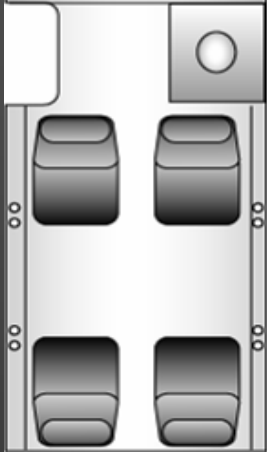
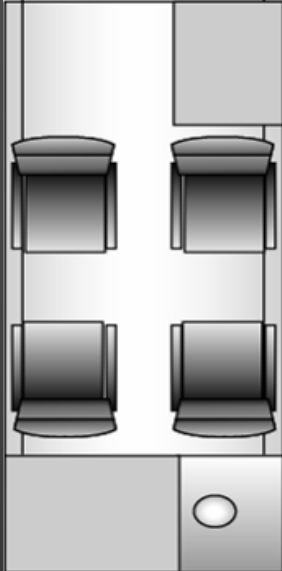
Baggage Compartment



55 cu.ft divided into pressurized and non-pressurized areas
Spacious enough for the following



Premier Executive Jets

			
Phenom 100	Eclipse 500	Mustang	Citation CJ 1

Layout Configuration Comparison – Jets

■** Mustang, Eclipse, and CJ1+ cabin volume: Best Embraer Estimates based on available competitors data.

Premier Executive Jets



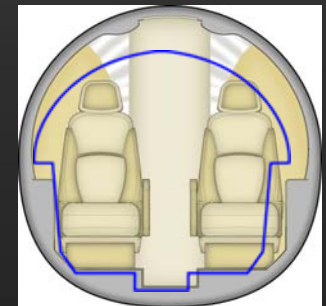
Inspired by input from pilots, owners, operators and business executives, Embraer commissioned BMW Group Designworks USA to deliver an interior design that melds comfort, function and style.

The result is an operation-friendly flight deck seamlessly integrated with the cabin to create an atmosphere of elegant simplicity.

Embraer's exclusive Oval Lite™ design provides more legroom and personal space, rounding out a premium experience that will define the future of light jet travel.




Oval Lite™ concept



Phenom 100™ vs. Mustang

Window Dimensions Comparison



	A	H (in)	B	W (in)	Area (sq.ft)
Phenom™ 100		13.07		13.78	1.151
Citation Mustang		16.34		9.76	0.870
Citation CJ2/CJ3		9.29		11.77	0.699
Citation Sovereign		9.76		13.31	0.824
Citation XLS		11.10		14.16	0.996
Learjet 40		8.50		12.91	0.719
Learjet 60		10.59		11.93	0.830
Hawker 400 XP		10.43		14.96	0.851
Hawker 800 XP		10.16		12.60	0.835

The largest window among the Light Jets

Unique Features



- Biggest entrance door of any VLJ in it's class
- Unique “ Air Stairs “



Citation CJ1




Mustang



Phenom 100 alongside Eclipse 500

Premier Executive Jets

Efficient, Reliable and Easy to Maintain




- ➔ Pratt & Whitney – PW 617F
- ➔ Takeoff thrust – 1,615 lb
- ➔ FADEC controlled
- ➔ Fuel Efficient
- ➔ 33% more fuel efficient
- ➔ High TBO time

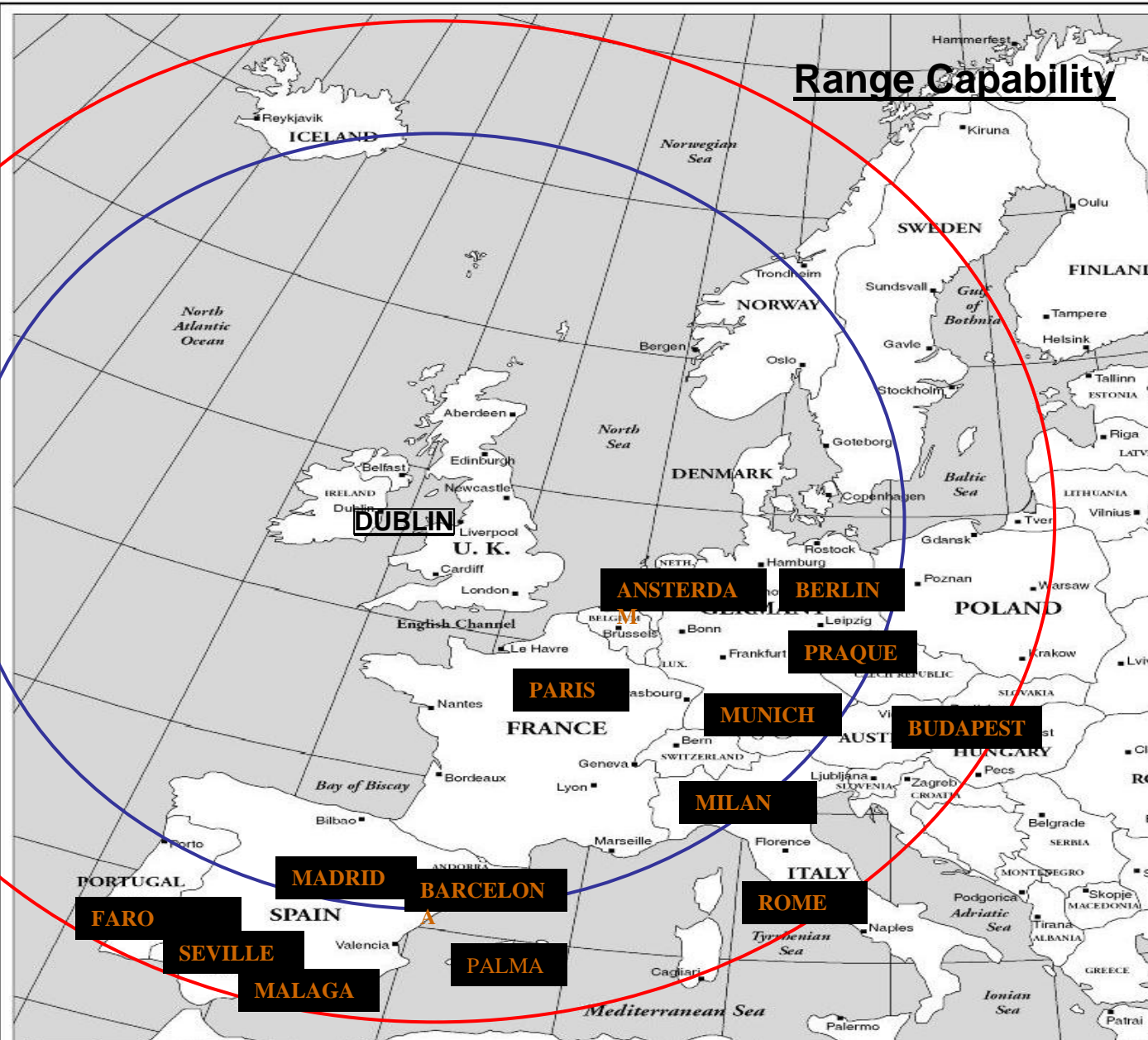
Premier Executive Jets

Competitive Analysis

	Length	Height
Phenom™ 100	41ft	14ft
Mustang	39ft 11in	13ft 9in
Eclipse 500	33ft 1 in	11ft



Premier Executive Jets



Flight Data

- 2 Passengers
- 4 Passengers

Flight Details:

Occupant @ 91 Kg (200 lb) each
85% Boeing Annual Winds
Great Circle Distance + 3%
Takeoff Temperature: ISA
JAR OPS 1 Reserves
100 nm Alternate Airport
30 min. of Holding @ 1,500 ft
5% Trip Fuel

Premier Executive Jets



Facilities at Weston Executive Airport

Weston Airport is the only executive airport in Dublin, situated just 8 miles (13km) from the city. The Airport opened in 1931 and specialises in delivering the travel needs of the executive traveler to Dublin. Key benefits:

Proximity to Dublin City Centre

Direct access to M4 motorway

5 minutes between plane touch down and taxi or limousine departure

Skyview restaurant providing top quality catering

Free Parking



Our executive headquarters and modern 12,000sq ft fully heated hangar facility are convenient to the east of Ireland.



Premier Executive Jets



Embraer (Empresa Brasileira de Aeronáutica S.A. - NYSE: ERJ; Bovespa: EMBR3) is the world's largest manufacturer of Commercial jets up to 120 seats, and one of Brazil's leading exporters. Founded in 1969, as a state-owned company, and privatized in 1994, the Company designs, develops, manufactures and sells aircraft for the Commercial Aviation, Executive Aviation, and Defense and Government segments. Embraer's headquarters are located in São José dos Campos, São Paulo, and it has offices, manufacturing facilities and customer service locations in Brazil, the United States, France, Portugal, China and Singapore. The Company also provides after sales support and services to customers worldwide. On March 31st, 2007, Embraer had a workforce of 21,005 employees and a firm order backlog of US\$ 15.0 billion.